



Specification:

- DC input Voltage:12V (9~18V)
- Efficiency input typical: $\geq 80\%$ typical Full Loading 25°C @ 12Vdc
- Non-isolation between primary and secondary
- Low ripple & noise
- Short circuit protection
- Over load and Voltage protection
- Line regulation: $\pm 1\%$ typical
- Load regulation: $\pm 5\%$ typical
- Operating/storage Temp. 0°C~50°C / -40°C~ 65°C
- P/G signal delay: Power on 100~500mS; off > 1mS.
- MTBF:100K Hrs typical, at 25°C
- EMC: Meet EN55022 class A EN55024
- Safety: Meet EN60950
- Dimension: W150 x H86 x D140 mm Standard P/S II size
- Cooling: 80 x 80 (mm) 2 x Fan
- Weight: 2.1kgs

Output List

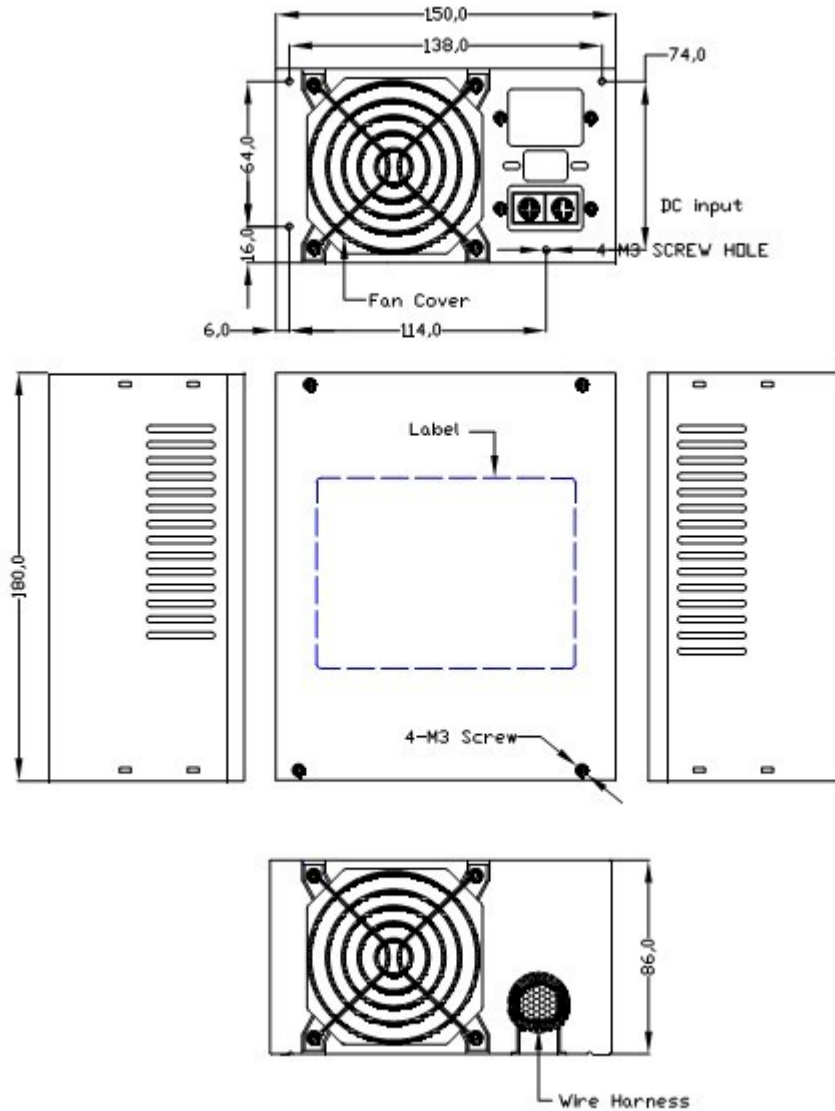
Model	Input	Output min./max.A						Total Output Max. (W)
	VDC	+5V	+3.3V	+5V&3.3V	+12V	-12V	+5VSB	
JDTX5250	9~18V	0.2/15A	0.1/19A	97W	0.6/17A	0/0.3A	0/2A	250W
JDTX5300	9~18V	0.2/15A	0.1/21A	103W	0.6/19A	0/0.3A	0/2A	300W
JDTX5350	9~18V	0.2/20A	0.1/21A	103W	0.6/25A	0/0.3A	0/2A	350W
JDTX5400	9~18V	0.2/20A	0.1/21A	103W	0.6/25A	0/0.3A	0/2A	350W
JDTX5460	9~18V	0.2/20A	0.1/24A	120W	0.6/32A	0/0.3A	0/2A	460W
JDTX5500	9~18V	0.2/20A	0.1/24A	130W	0.6/45A	0/0.3A	0/2A	500W

For cars, solar and battery power, airborne ,marine vessels, vehicles, tanks



DC / DC ATX 12V TYPE

Mechanical Drawing:

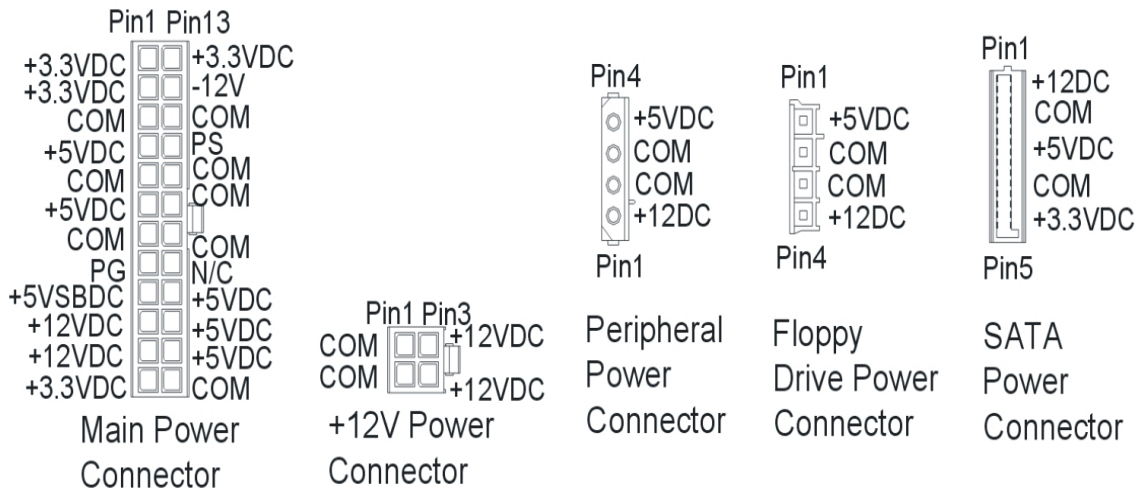




DC / DC ATX 12V TYPE

Wire Harness:

For JDTX5250 – JDTX5350



Wiring Length :

P1 main power connector : 300mm

P2 + P3 peripheral power connectors L4 : 300mm + 140mm

P4 + P5 peripheral power connector L4 +

Floppy drive power connector S4 : 300mm + 140mm

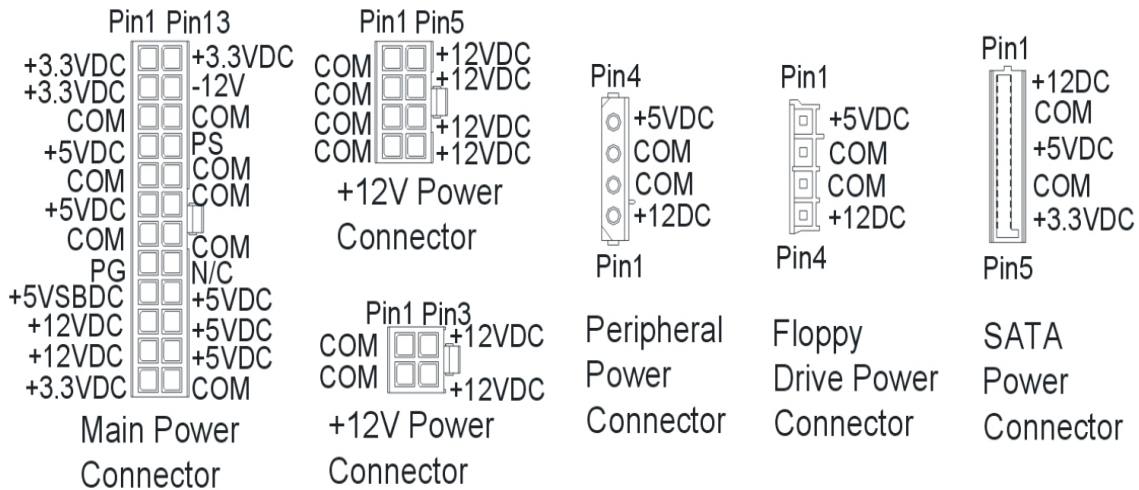
P6 12V power connector : 300mm



DC / DC ATX 12V TYPE

Wire Harness:

For JDTX5400 – JDTX5460



Wiring Length :

- P1 main power connector 24 pins: 500mm
- P2 + P3 peripheral power connectors L4 : 500mm + 140mm
- P4 + P5 peripheral power connectors L4 : 500mm + 140mm
- P6 + P7 peripheral power connector L4 + floppy drive power connector S4 : 500mm + 140mm
- P8 12V-8 power connector : 500mm
- P9 12V-4 power connector : 500mm
- P10 SATA- power connector : 500mm